

Patient information

Temporomandibular Joint Exercises

Therapies Speciality

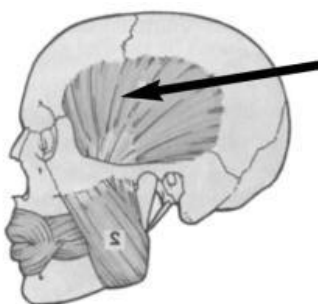
Before you start the following exercises, you may find it useful to apply a moist warm towel over the painful area for about ten to fifteen minutes.

Warning: ensure you use only gentle warmth to avoid burns to the skin.

The above can be followed by massaging some of the commonly tight muscles:



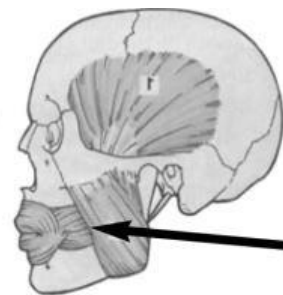
The Temporalis muscle: Easy to locate on the side of the head (opening and closing your mouth can help to locate it). Apply gentle circular massage for a couple of minutes.



The Temporalis muscle



The Masseter muscle: It is located on the side of the jaw, under your cheek bone and in line with the corner of the eye (clenching your back teeth will help you locate it). Apply a gentle massage for a couple of minutes.



The Masseter muscle

Poor Posture: Poor sitting posture can cause your back teeth to clench which will create more tension in the muscles around your temporomandibular joint, causing you more discomfort and pain.



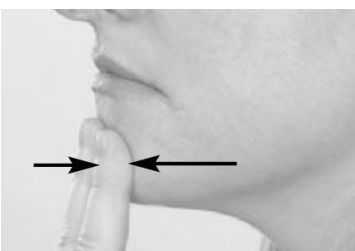
Good Posture: Good posture contributes to relaxation of jaw muscles, assists with normal breathing and therefore can help ease discomfort and pain.



Relaxing position of the jaw: (also called 'n' position of the tongue), as if you are pronouncing the letter n. The tip of the tongue needs to be just behind your front teeth. This exercise needs to be done frequently though the day and you need to start with a good sitting posture

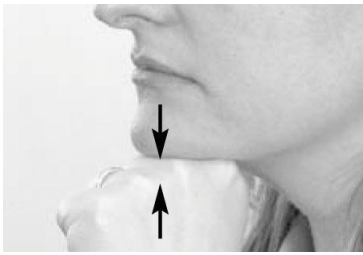
You do not need to do all the following exercises, you will be advised on the appropriate ones.

Unless otherwise stated, please repeat the following exercises five times, two to three times a day.



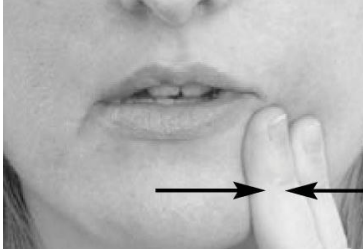
Put two fingers on your chin
Protrude lower jaw while gently resisting movement with your fingers.

Hold seconds. Repeat times.



Place a fist under your jaw
Try to open your mouth while gently resisting movement with your fist.

Hold seconds. Repeat times.



Place two fingers on one side of your jaw. Slide your jaw towards your fingers while gently resisting movement with your fingers.

Hold seconds. Repeat..... times.



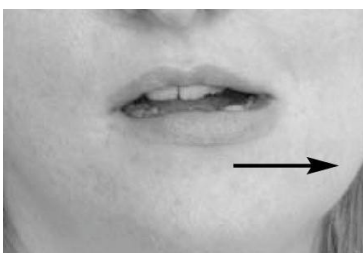
Place your tongue on the roof of your mouth as far back as possible, then slowly open your mouth as far as you can (making sure your tongue stays in contact with the roof of your mouth)

Repeat..... times.



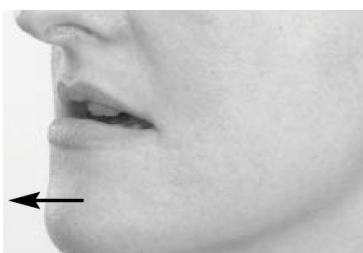
Midline exercise: Use a mirror for this, open your mouth gently while making sure your jaw stays central.

Repeat times.



Slide your lower jaw to the right then to the left.

Repeat times.



Protrude your lower jaw.

Repeat times.



Hold your jaw using your thumbs and index fingers gently open your mouth applying a gentle stretch.

Feedback

Your feedback is important to us and helps us influence care in the future.

Following your discharge from hospital or attendance at your outpatient appointment you will receive a text asking if you would recommend our service to others. Please take the time to text back, you will not be charged for the text and can opt out at any point. Your co-operation is greatly appreciated.

Further information

**Therapies Department
Royal Liverpool Hospital**

Tel: 0151 706 2760

Text phone number: 18001 0151 706 2760

Author: Therapies Department

Review: December 2022

All Trust approved information is available on request in alternative formats, including other languages, easy read, large print, audio, Braille, moon and electronically.

يمكن توفير جميع المعلومات المتعلقة بالمرضى الموافق عليهم من قبل انتمان المستشفى عند الطلب بصيغ أخرى، بما في ذلك لغات أخرى وبطرق تسهل قراءتها وبالحروف الطباعية الكبيرة وبالصوت وبطريقة برايل للمكفوفين وبطريقة مون والكترونيا.

所有經信托基金批准的患者資訊均可以其它格式提供，包括其它語言、易讀閱讀軟件、大字

體、音頻、盲文、穆恩體 (Moon) 盲文和電子格式，敬請索取。

در صورت تمایل می‌توانید کلیه اطلاعات تصویب شده توسط اتحادیه در رابطه با بیماران را به اشکال مختلف در دسترس داشته باشید، از جمله به زبانهای دیگر، به زبان ساده، چاپ درشت، صوت، خط مخصوص کوران، مون و بصورت روی خطی موجود است.

زانیاری پیوندیدار بهو نمخوشانهی له‌لایمن تراستهوه پسمند کراون، نگه‌داوا بکرت له فورماتکانی تردا بریتی له زمانه‌کانی تر، نیزی رید (هاسان خویندنهوه)، چاپی گه‌وره، شریتی دمنگ، هیلای موون و ئلیکترونیکی همیه.

所有经信托基金批准的患者信息均可以其它格式提供，包括其它语言、易读阅读软件、大字体、音频、盲文、穆恩体 (Moon) 盲文和电子格式，敬请索取。

Dhammaan warbixinta bukaanleyda ee Ururka ee la oggol yahay waxaa marka la codsado lagu heli karaa nuskhado kale, sida luqado kale, akhris fudud, far waaweyn, dhegeysi, farta braille ee dadka indhaha la', Moon iyo nidaam eletaroonig ah.