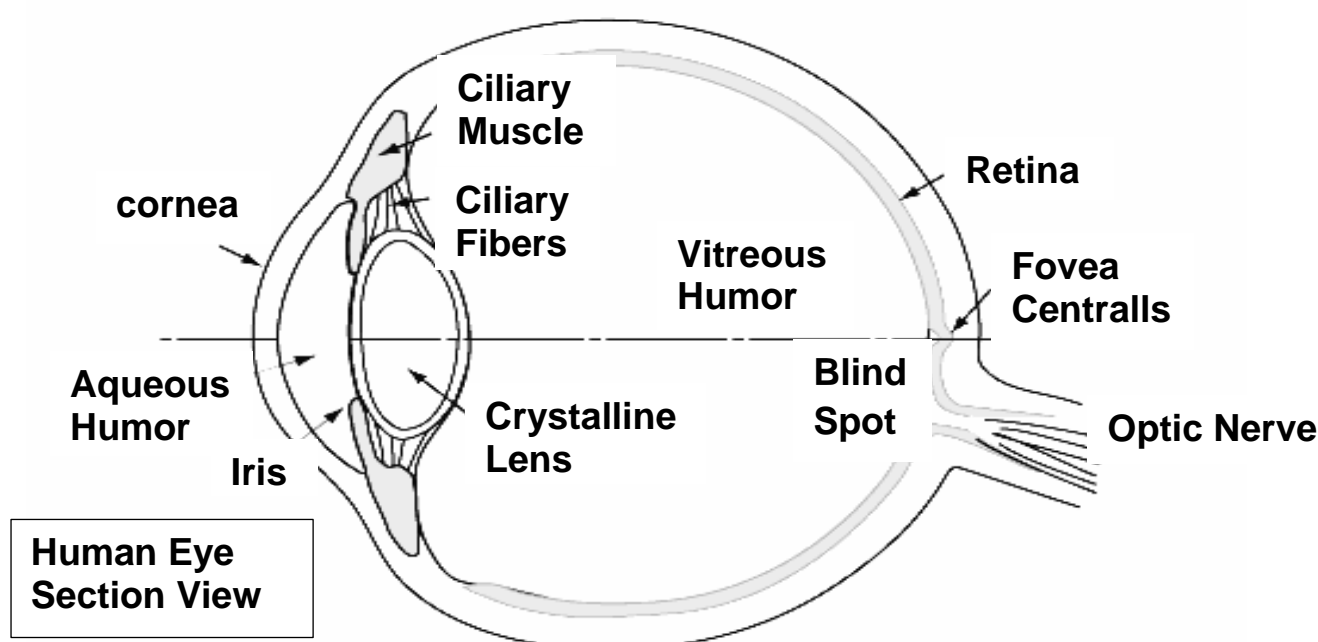


Patient information

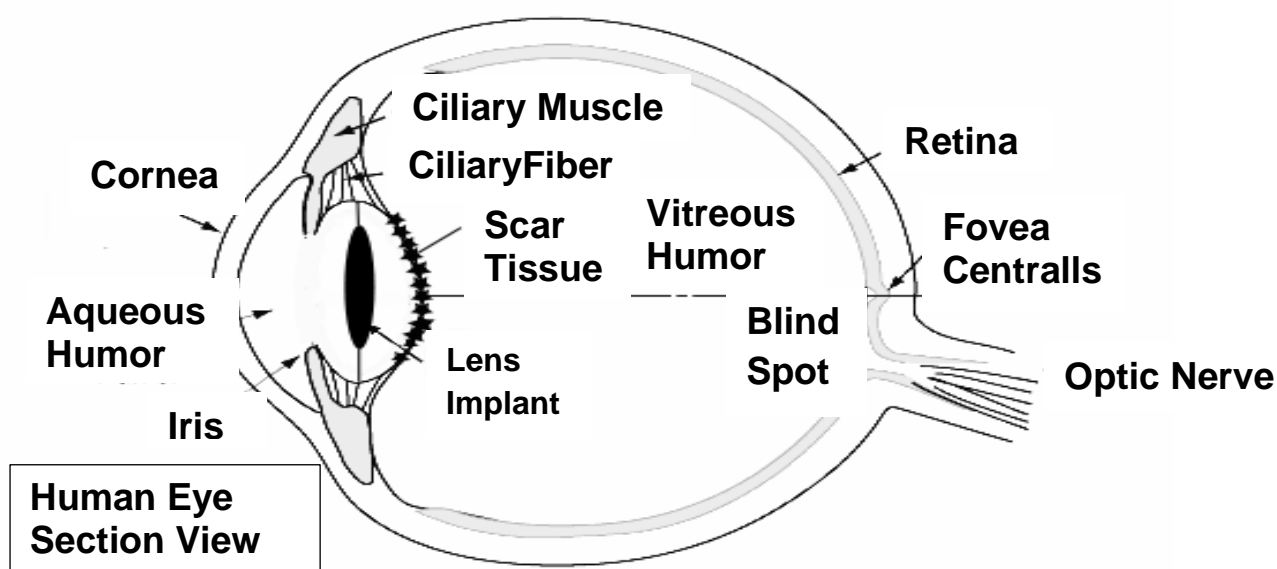
YAG Laser Capsulotomy

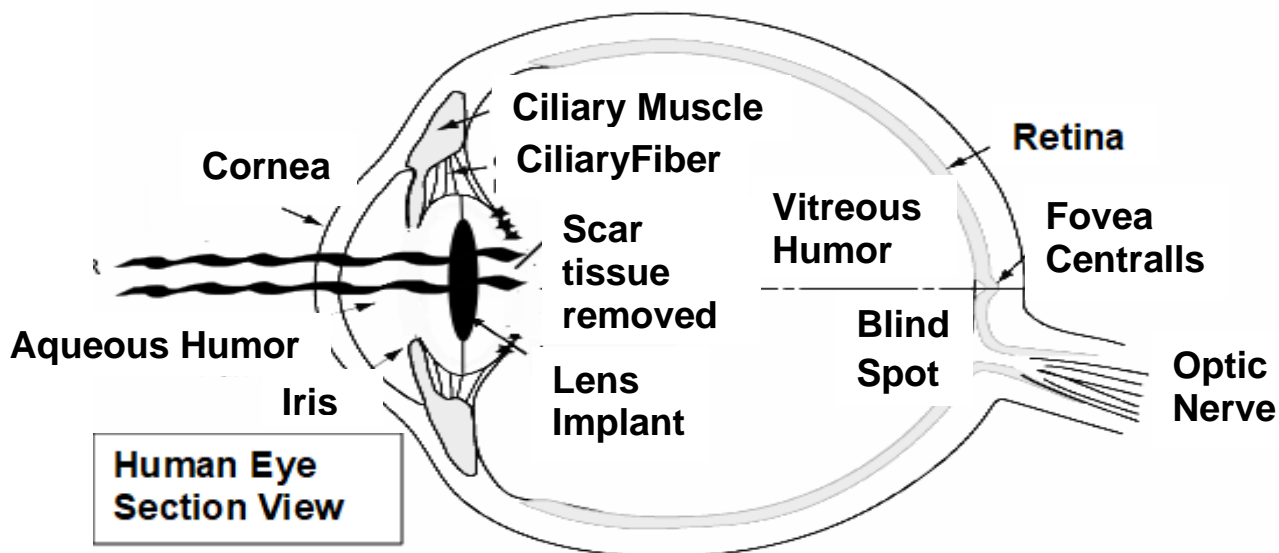
Ophthalmology Department - Aintree Hospital

This leaflet offers guidance and information to those patients undergoing YAG Laser Capsulotomy treatment.



Above: Before Cataract Surgery.





Above: After Cataract Surgery, Scar Tissue has Formed Behind the Lens Implant.

Above: Laser Treatment Removes the Scar Tissue.

The lens of your eye is held in a thin clear lining called a capsule. During cataract surgery the natural lens is removed from the capsule and replaced with a clear plastic lens.

Over time in some patients the capsule behind the lens can thicken resulting in blurred vision. This condition is called posterior capsular opacification (PCO).

YAG laser capsulotomy is a type of laser treatment that is used to make a hole in this capsule to help you see better.

The treatment is routinely done as an out-patient procedure and involves no surgical cuts.

Your eye doctor or specialist nurse will discuss this with you including the risks and benefits involved before you consent to treatment.

Will I be able to drive home?

No, you will not be able to drive home following treatment due to eye drops used that will temporarily dilate your pupils and blur your vision.

It is ideal to bring a relative/friend with you if possible; however, they cannot stay in the laser room during your treatment due to Health and Safety Regulations.

Possible benefits and risks

The benefit of having YAG laser capsulotomy is to make your vision clearer.

The risks, which are rare, include raised pressure within the eye, inflammation, fluid under the retina which may need further treatment or in very rare cases a detached retina or dislocated lens implant which may require surgery.

You may also experience increased floaters within the eye but these will settle after a couple of weeks.

You may get a headache after treatment due to the bright lights used during treatment, we advise your normal treatment for a headache.

Alternative Treatment

You do not have to receive laser treatment; however, there are no alternatives to YAG laser capsulotomy at the present time.

Your Appointment

An appointment for treatment will be sent to you via the booking office.

The Laser Procedure

- You will require eye drops to dilate your pupils and an anaesthetic eye drop just before treatment to numb your eye/s
- You will be asked to sit in a chair and rest your chin on the frame of the laser machine.

- A lens will be placed on the surface of your eye/s and you will need to keep very still during treatment, which is a series of bright lights.
- This takes about five minutes.
- You will be given eye drops to take home to prevent inflammation.
- You should avoid heavy lifting for 48 hours after laser treatment.

If I have any problems who do I contact?

If you experience severe floaters and flashing lights or loss of vision please contact us immediately on the numbers supplied below.

**Nurse Specialist – OARS Clinic:
Tel: 0151 529 0186**

Out of Hours and weekends ring the main switchboard Tel:0151 525 5980 and ask to speak to the eye doctor on-call.

Feedback

Your feedback is important to us and helps us influence care in the future.

Following your discharge from hospital or attendance at your outpatient appointment you will receive a text asking if you would recommend our service to others. Please take the time to text back, you will not be charged for the text and can opt out at any point. Your co-operation is greatly appreciated.

Further Information

Any concerns regarding laser treatment please contact

**Nurse Specialist – OARS Clinic:
Tel: 0151 529 0186**

Out of Hours and weekends ring the Aintree Hospital main switchboard Tel:0151 525 5980 and ask to speak to the eye doctor on-call.

Author: Ophthalmology Department
Review date: April 2026

All Trust approved information is available on request in alternative formats, including other languages, easy read, large print, audio, Braille, moon and electronically.

يمكن توفير جميع المعلومات المتعلقة بالمرضى الموافق عليهم من قبل انتمان المستشفى عند الطلب بصيغ أخرى، بما في ذلك لغات أخرى وبطرق تسهل قراءتها وبالحروف الطباعية الكبيرة وبالصوت وبطريقة برايل للمكفوفين وبطريقة مون والإلكترونية.

所有經信托基金批准的患者資訊均可以其它格式提供，包括其它語言、易讀閱讀軟件、大字體、音頻、盲文、穆恩體 (Moon) 盲文和電子格式，敬請索取。

در صورت تمایل می‌توانید کلیه اطلاعات تصویب شده توسط اتحادیه در رابطه با بیماران را به اشکال مختلف در دسترس داشته باشید، از جمله به زبانهای دیگر، به زبان ساده، چاپ درشت، صوت، خط مخصوص کوران، مون و بصورت روی خطی موجود است.

زانیاری پئوه‌ندی‌دار بهو نه‌خوشانه‌ی له‌لایهن تراسته‌وه په‌سه‌ند کراون، نه‌گمر داوا بکرنیت له فورماته‌کانی تردا بریتی له زمانه‌کانی تر، نیز ی رید (هاسان خویندنه‌وه)، چاپی گموره، شریتی ده‌نگ، هیلای موون و ئیلنکترۆنیکى همیه.

所有经信托基金批准的患者信息均可以其它格式提供，包括其它语言、易读阅读软件、大字体、音频、盲文、穆恩体 (Moon) 盲文和电子格式，敬请索取。

Dhammaan warbixinta bukaanleyda ee Ururka ee la oggol yahay waxaa marka la codsado lagu heli karaa nuskhado kale, sida luqado kale, akhris fudud, far waaweyn, dhegeysi, farta braille ee dadka indhaha la', Moon iyo nidaam eletaroonig ah.